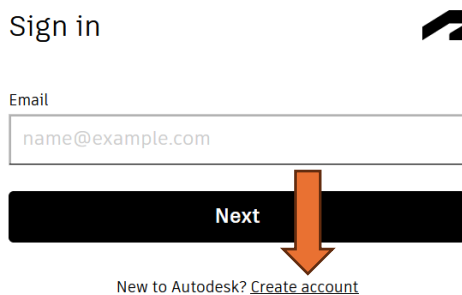


Créer un compte éducation chez Autodesk

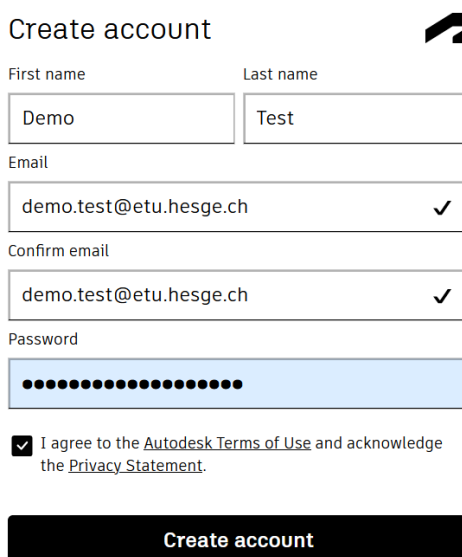
1. Aller sur le site <https://www.autodesk.com/education>
 - a. Si la question se pose, rester sur le site United States



2. Dans le coin en haut à droite, cliquer sur **Sign in**
3. **Create account**

A screenshot of the Autodesk 'Sign in' form. The form has a 'Sign in' label and a right-pointing arrow icon. Below the label is an 'Email' input field containing 'name@example.com'. Below the input field is a black 'Next' button. An orange arrow points down from the 'Next' button to a link that says 'New to Autodesk? [Create account](#)'.


4. Compléter le formulaire avec votre prénom, votre nom et votre email d'école (prénom.nom@etu.hesge.ch). Validez les conditions d'utilisation. **Create account.**

A screenshot of the Autodesk 'Create account' form. The form has a 'Create account' label and a right-pointing arrow icon. It contains several input fields: 'First name' with 'Demo', 'Last name' with 'Test', 'Email' with 'demo.test@etu.hesge.ch' and a checkmark, 'Confirm email' with 'demo.test@etu.hesge.ch' and a checkmark, and a 'Password' field with masked characters. Below the password field is a checkbox with a checkmark and the text 'I agree to the [Autodesk Terms of Use](#) and acknowledge the [Privacy Statement](#)'. At the bottom is a black 'Create account' button.

5. Un mail est envoyé pour valider l'adresse email.

Verification required

Check your inbox and follow the link in the email to verify your account for:



didn't get an email? [Resend](#)

Or already verified? [Continue](#)

Trouble with verification?
[Show help options](#)

6. Ouvrir la messagerie et cliquer sur le lien dans le message reçu.

Verify your email

We need to verify your email before you can begin using your Autodesk Account. This link expires in 60 minutes.

[Verify email](#)

If clicking Verify Email doesn't work, copy and paste this link into your browser:
https://accounts.autodesk.com/443/user/verifyemail/33f155f516e0a5af8a3dc4928af01fb6f976732?referrer=https%3A%2F%2Fdev2fauthentication%2Fv2%2Fauthorize%3Fclient_id%3DuWlmiJuuQqVaAQGdoic8Qxit4KVdor2%26aud%3Dhttps%253A%252F%252Fajwtxp60%26auth_nonce%3DKpA2BAG8MezL9mcT6W94xhvDZPo%26code_challenge%3DEIBOXnbMCW645fBghDIRI26code_challenge_method%3DS256%26expiry%3D1723543030%26kid%3D3e25d556-3131-4ce7-938e-1b8b6021b2f6%26nonce%3Dhttps%253A%252F%252Fwww.autodesk.com%252Foxygen-redirect%26response_type%3Dcode%26scope%3Ddata%253A%26n%3EoxvDxS4g6Xmznz9W2W40SbG47qCMAVFFIHRXOMamb_OZ09L0gUTqIKG5Mgk1usuOquTahAxMR_pai2foPnaBxKakoCr_bEXQ1KduhwrGN7fA9VB1fBC5TvmvS-WixJuuBw3HZPiw3t_S2C9zA_Qyoz4ixWSeZghJbwPwuRRnar4qfBZyp3FMWcM4THaWj3nVrE5SqfFIM8rDZL_isVPbuUWeiSCYckfB_Nu3VtclDEep-fR37snKGPiEbjuzquB4wB.JgoDWH0bKwODKmbnaa2FOPO%26st3DSjd2b1FTLJBYk5Ebm5NWHJYaWViyMnhbVpOvEIDzknZIMxemYUJBSRG%253D%253D%26ui_locales%3Den%26fromui%26source%3Demail%26type%3Dverify

Autodesk, Inc. • One Market, Ste. 400 San Francisco, CA 94105, United States
© Autodesk, Inc. All rights reserved. [Legal Notices & Trademarks](#) [Privacy Policy](#)
This is an operational email.
Please do not reply to this email. Replies to this email will not be responded to or read.

7. Un page web s'ouvre. **Done**

Account verified

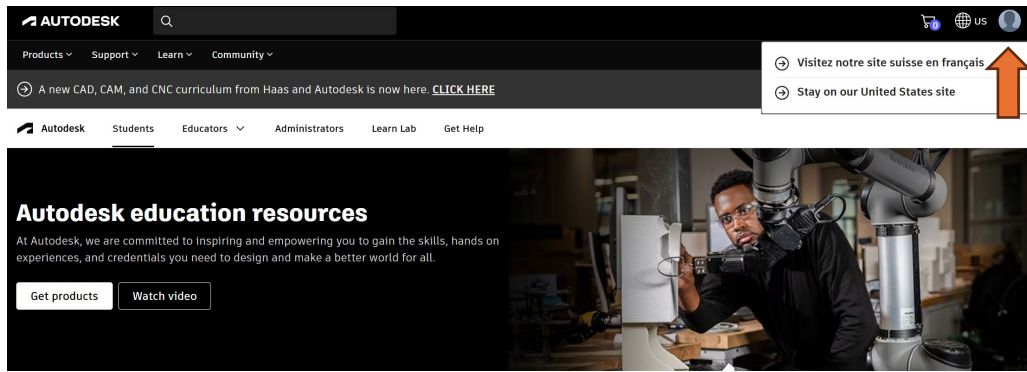
This single account gives you access to all your Autodesk products



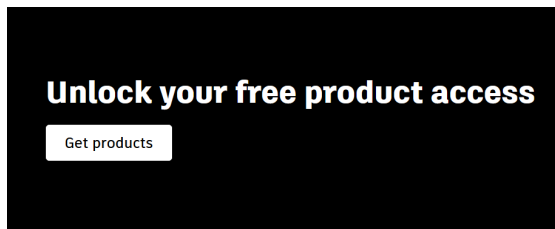
Check this box to receive electronic marketing communications from Autodesk on news, trends, events, special offers and research surveys. You can manage your preferences or unsubscribe at any time. To learn more, see the [Autodesk Privacy Statement](#).

Done

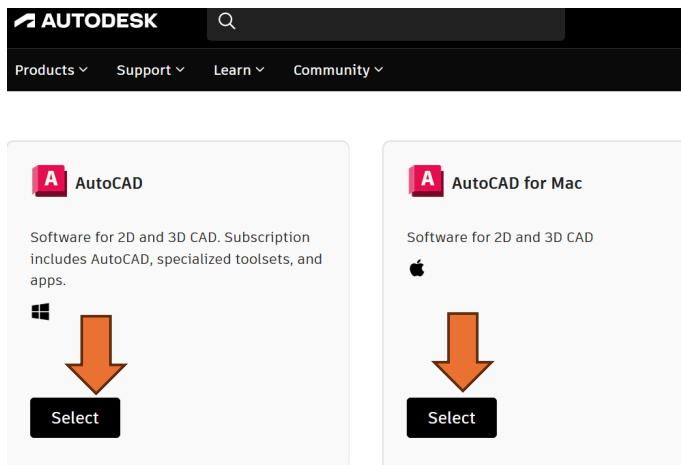
8. Cela rouvre la page de départ mais avec la connexion



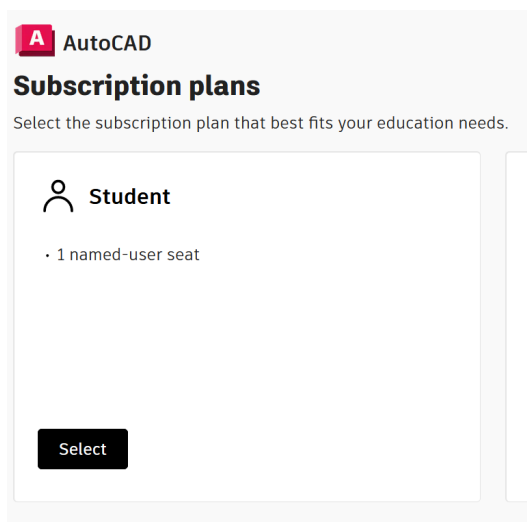
9. Faire défiler la page jusqu'à **Get products** et cliquer



10. Dans la page avec les produits, choisir AutoCAD ou AutoCAD for MAC et **Select**



11. Choisir Student, **Select**



12. Compléter (la date est au format mois/jour/année 😊)

Enter account information

All fields required unless noted.

Account information

Demo Test

demo.test@

[Use a different email address](#)

Educational Role



To receive the student subscription, you must be a student, educator, or design competition mentor at an educational institution.

[Change subscription plan](#)

Date of birth



Continue

13. Compléter comme ci-dessous

Add school information

Make sure the details you enter match the identification provided by your school. You won't be able to edit this information after you click Continue. All fields required unless noted.

School address

Country

Address

Add address line 2 (optional)

City

Postal code

School information

Institution type

Name of educational institution

School website

Ici faire une recherche avec **HES** puis choisir **HES-SO Haute école spécialisée de Suisse occidentale (Delémont)**

Enrollment information

Graduation date

This information is accurate and matches the identification provided by my school.

Continue

14. Continue

Confirm eligibility using your educational institution credentials

It looks like we need more information from you to confirm your eligibility for educational access to Autodesk products. Use your educational institution's single sign-on to confirm your status.

Continue Cancel

15. Se connecter avec son Switch Edu-ID

Switch edu-ID Aide FR ▾ Créer un compte

Login

Email
alex.taylor@example.org

Continuer

16. Puis laisser les ronds tourner un peu

Verification Pending



SheerID

17. Et retourner sur l'onglet <https://www.autodesk.com/education>

18. Télécharger le logiciel voulu. Voir autre marche à suivre...