Tableau récapitulatif : évaluation de l'ataxie

Déroulement des tests

Stabilité du tronc

Statique

Plan sagittal



Plan frontal



Plan horizontal

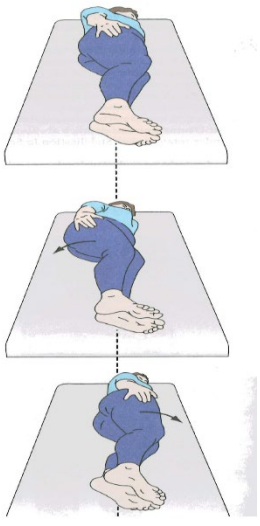

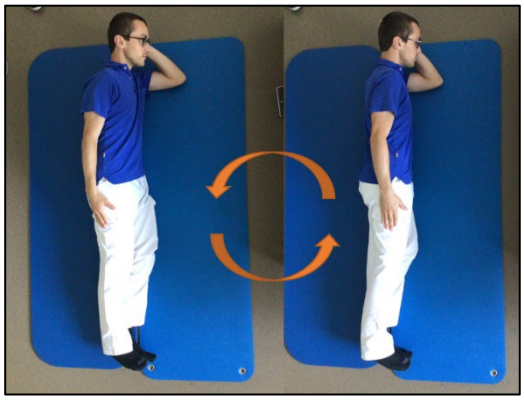

Stabilité du tronc

Dynamique

Plan frontal

1. **la physiothérapeute mobilise de côté**
2. **Le patient mobilise seul**

1

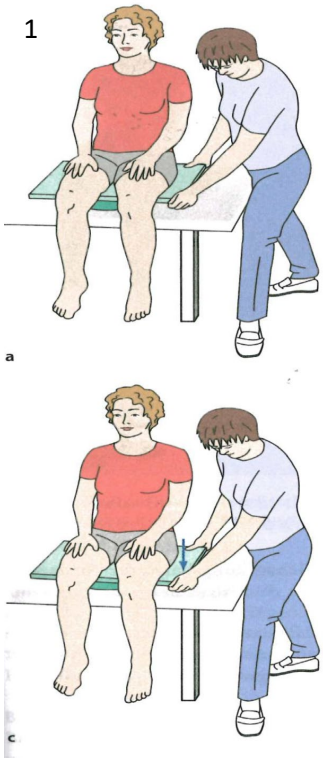

2





Plan sagittal

1. **la physiothérapeute mobilise avant/arrière**
2. **Le patient mobilise seul**

1

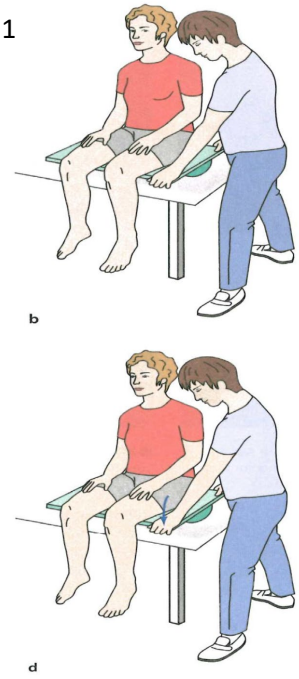

2





Coordination des membres inférieurs

En chaine ouverte

Isométrique

Concentrique/excentrique

A l'alternance

Hanche

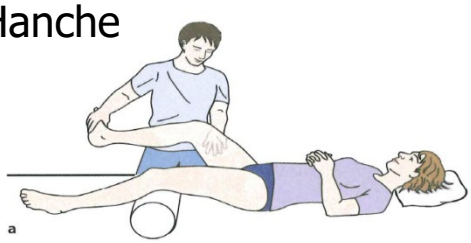





En chaine ouverte

Isométrique

Concentrique/excentrique

A l'alternance

Genou

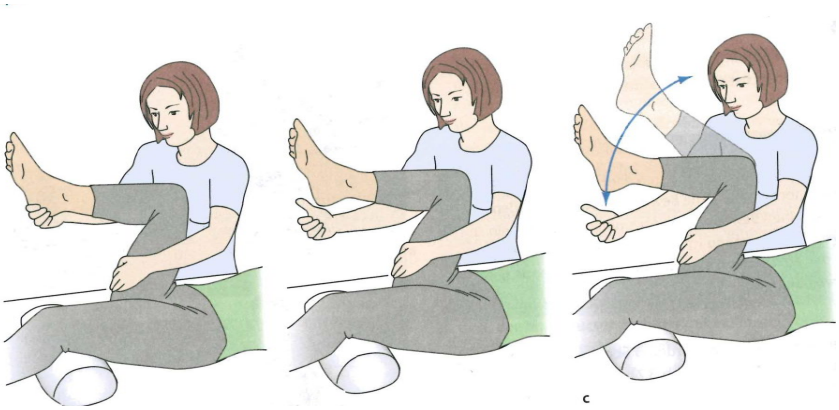

En chaine ouverte

Cheville



Coordination des membres inférieurs

En chaine fermée
Plan frontal

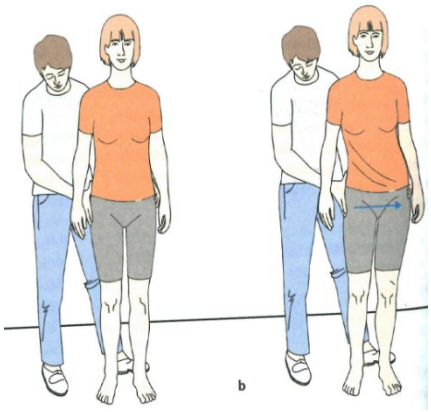

Plan sagittal



Plan horizontal

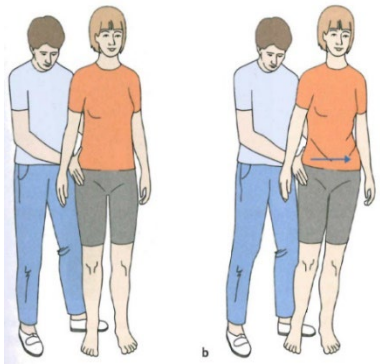

Coordination des membres supérieurs

Epaule

En chaine ouverte



Isométrique



Concentrique/excentrique



A l'alternance

En chaine ouverte Coude



Isométrique

Concentrique/excentrique



A l'alternance

En chaine ouverte Poignet

